

# COMPREHENSIVE SECURITY PLATFORM FOR SCHOOLS



**EASY TO LEARN. EASY TO USE.  
EASY TO ACCESS.**



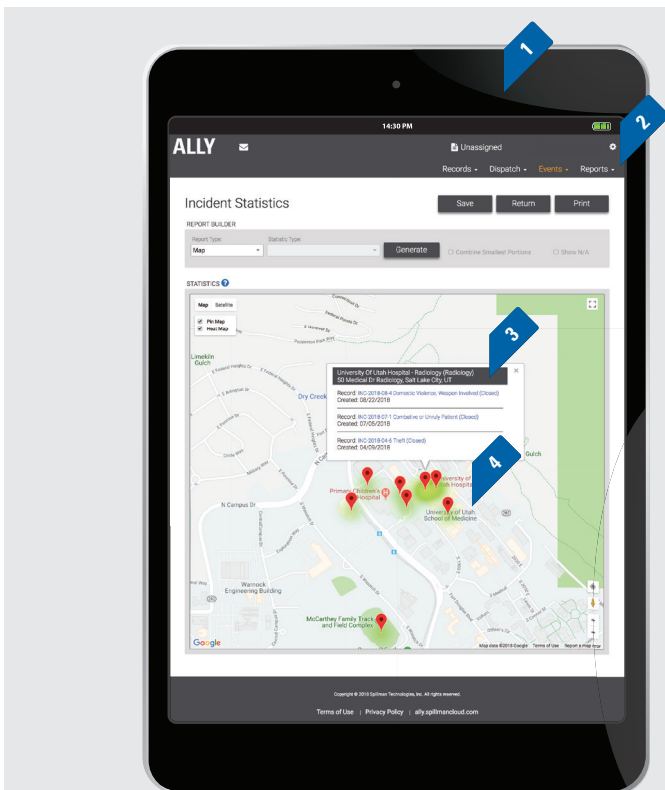
**INSTANT  
COMMUNICATIONS**



**IMPROVED  
INSIGHTS**

## STREAMLINE SECURITY INCIDENT MANAGEMENT AND COMMUNICATIONS

Schools and universities are meant to be places of learning and education. The last thing any student wants to worry about while studying is their physical safety. Securing these facilities is a top priority for any organization, but it can take a lot of time and manpower, especially for larger campuses. During critical moments, security personnel do not have time to sift through important documents or run around to dispatch the correct teams. Simplify your security operations with one, easy-to-use platform. Ally allows you to manage incident records and dispatch, communicate instantly across devices, and make proactive planning decisions.



## ALLY FEATURES

1. Save time by quickly navigating Ally's intuitive layout on any web-enabled device with an internet connection.
2. Enhance decision-making through embedded analytics and reports for fast trend analysis, proactive security planning, and reduced liability.
3. Quickly access critical details on related incidents, including date, location, names, attachments, and other related records.
4. Use integrated mapping capabilities to visually track trends in incident locations around your campus.

# ALLY IN ACTION






## BUILT-IN CLERY REPORTING

---

Prospective and current students want to find out the crime statistics at a specific campus during the past school year.

School administrators use Ally to run Clery reports that can be uploaded to the web and available to the public.

Administrators also use Ally's built-in heat map and statistical analysis capabilities to provide key decision makers with the data they need to create a safer campus.



## REAL-TIME DISPATCHING

---

A dispatcher receives a call regarding a stolen bike on campus. She quickly enters the information into Ally, dispatches the nearest available officer, and adds updated call comments shown in real time.

The officer responds to the incident and fills out his report in Ally, attaching any applicable multimedia files. The officer then starts the workflow process for review.

